

# ANNUAL WATER QUALITY REPORT

Reporting Year 2021



***Presented By***  
**North Springs  
Improvement District**

PWS ID#: 4064390

## We've Come a Long Way

Once again, we are proud to present our annual water quality report covering the period between January 1 and December 31, 2021. In a matter of only a few decades, drinking water has become exponentially safer and more reliable than at any other point in human history. Our exceptional staff continues to work hard every day—at all hours—to deliver the highest-quality drinking water without interruption. Although the challenges ahead are many, we feel that by relentlessly investing in customer outreach and education, new treatment technologies, system upgrades, and training, the payoff will be reliable, high-quality tap water delivered to you and your family.

### What are PFAS?

Per- and polyfluoroalkyl substances (PFAS) are a group of manufactured chemicals used worldwide since the 1950s to make fluoropolymer coatings and products that resist heat, oil, stains, grease, and water. During production and use, PFAS can migrate into the soil, water, and air. Most PFAS do not break down; they remain in the environment, ultimately finding their way into drinking water. Because of their widespread use and their persistence in the environment, PFAS are found all over the world at low levels. Some PFAS can build up in people and animals with repeated exposure over time.

The most commonly studied PFAS are perfluorooctanoic acid (PFOA) and perfluorooctane sulfonic acid (PFOS). PFOA and PFOS have been phased out of production and use in the United States, but other countries may still manufacture and use them.

Some products that may contain PFAS include:

- Some grease-resistant paper, fast food containers/wrappers, microwave popcorn bags, pizza boxes
- Nonstick cookware
- Stain-resistant coatings used on carpets, upholstery, and other fabrics
- Water-resistant clothing
- Personal care products (shampoo, dental floss) and cosmetics (nail polish, eye makeup)
- Cleaning products
- Paints, varnishes, and sealants

Even though recent efforts to remove PFAS have reduced the likelihood of exposure, some products may still contain them. If you have questions or concerns about products you use in your home, contact the Consumer Product Safety Commission at (800) 638-2772. For a more detailed discussion on PFAS, please visit <https://www.atsdr.cdc.gov/pfas/index.html>.

### Source Water Assessment

In 2021 the Florida Department of Environmental Protection (FDEP) performed a source water assessment on our system. The assessment was conducted to provide information about any potential sources of contamination in the vicinity of our wells. There are three potential sources of contamination identified for this system, with low susceptibility levels. The assessment results are available on the FDEP Source Water Assessment and Protection Program website at <https://fldep.dep.state.fl.us/swapp>, or they can be obtained by calling the NSID laboratory at (954) 752-0400.

### Lead in Home Plumbing

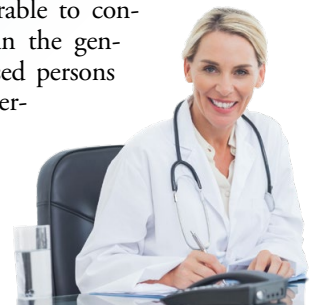
If present, elevated levels of lead can cause serious health problems, especially for pregnant women and young children. Lead in drinking water is primarily from materials and components associated with service lines and home plumbing. We are responsible for providing high-quality drinking water, but we cannot control the variety of materials used in plumbing components. When your water has been sitting for several hours, you can minimize the potential for lead exposure by flushing your tap for 30 seconds to two minutes before using water for drinking or cooking. If you are concerned about lead in your water, you may wish to have your water tested. Information on lead in drinking water, testing methods, and steps you can take to minimize exposure is available from the Safe Drinking Water Hotline at (800) 426-4791 or at [www.epa.gov/safewater/lead](http://www.epa.gov/safewater/lead).

### Community Participation

The Board of Supervisors of North Springs Improvement District (NSID) will hold their meetings for the fiscal year 2022 on the first Wednesday of each month at 5:00 p.m. in the district office at 9700 NW 52nd Street, Coral Springs.

### Important Health Information

Some people may be more vulnerable to contaminants in drinking water than the general population. Immunocompromised persons such as persons with cancer undergoing chemotherapy, persons who have undergone organ transplants, people with HIV/AIDS or other immune system disorders, some elderly, and infants may be particularly at risk from infections. These people should seek advice about drinking water from their health care providers. The U.S. EPA/CDC (Centers for Disease Control and Prevention) guidelines on appropriate means to lessen the risk of infection by *Cryptosporidium* and other microbial contaminants are available from the Safe Drinking Water Hotline at (800) 426-4791 or <http://water.epa.gov/drink/hotline>.



**QUESTIONS?** For more information about this report, or for any questions relating to your drinking water, please call the water department at (954) 752-0400 or email [rodcd@nsidfl.gov](mailto:rodcd@nsidfl.gov). Visit us on the web at [www.nsidfl.gov](http://www.nsidfl.gov).

## Level 1 Assessment

Coliforms are bacteria that are naturally present in the environment and are used as an indicator that another potentially harmful waterborne pathogen may be present, or that a potential pathway exists through which contamination may enter the drinking water distribution system. We found coliforms indicating the need to look for potential problems in water treatment or distribution. When this occurs, we are required to conduct assessment(s) to identify problems and to correct any problems that were found during these assessments.

During the past year we were required to conduct one Level 1 assessment. The assessment was completed on June 14th, 2021. We determined that sampling procedures and handling may have been the causes for the coliform positive results. We have updated our sampling procedures to avoid similar results in the future

## Safeguard Your Drinking Water

Protection of drinking water is everyone's responsibility. You can help protect your community's drinking water source in several ways:

- Eliminate excess use of lawn and garden fertilizers and pesticides – they contain hazardous chemicals that can reach your drinking water source.
- Pick up after your pets.
- If you have your own septic system, properly maintain it to reduce leaching to water sources, or consider connecting to a public water system.
- Dispose of chemicals properly; take used motor oil to a recycling center.
- Volunteer in your community. Find a watershed or wellhead protection organization in your community and volunteer to help. If there are no active groups, consider starting one. Use U.S. EPA's Adopt Your Watershed to locate groups in your community.
- Organize a storm drain stenciling project with others in your neighborhood. Stencil a message next to the street drain reminding people "Dump No Waste – Drains to River" or "Protect Your Water." Produce and distribute a flyer for households to remind residents that storm drains dump directly into your local water body.

## Substances That Could Be in Water

The sources of drinking water (both tap water and bottled water) include rivers, lakes, streams, ponds, reservoirs, springs, and wells. As water travels over the surface of the land or through the ground, it dissolves naturally occurring minerals and, in some cases, radioactive material, and can pick up substances resulting from the presence of animals or from human activity.

Contaminants that may be present in source water include:

Microbial Contaminants, such as viruses and bacteria, may come from sewage treatment plants, septic systems, agricultural livestock operations, and wildlife.

Inorganic Contaminants, such as salts and metals, can be naturally occurring or result from urban stormwater runoff, industrial or domestic wastewater discharges, oil and gas production, mining, or farming.

Pesticides and Herbicides may come from a variety of sources such as agriculture, urban stormwater runoff, and residential uses.

Organic Chemical Contaminants, including synthetic and volatile organic chemicals, which are by-products of industrial processes and petroleum production, can also come from gas stations, urban stormwater runoff, and septic systems.

Radioactive Contaminants can be naturally occurring or be the result of oil and gas production and mining activities.

In order to ensure that tap water is safe to drink, the U.S. EPA prescribes regulations which limit the number of certain contaminants in water provided by public water systems. The Food and Drug Administration (FDA) regulations establish limits for contaminants in bottled water, which must provide the same protections for public health.

Drinking water, including bottled water, may reasonably be expected to contain at least small amounts of some contaminants. The presence of contaminants does not necessarily indicate that the water poses a health risk. More information about contaminants and potential health effects can be obtained by calling the Environmental Protection Agency's Safe Drinking Water Hotline at (800) 426-4791.

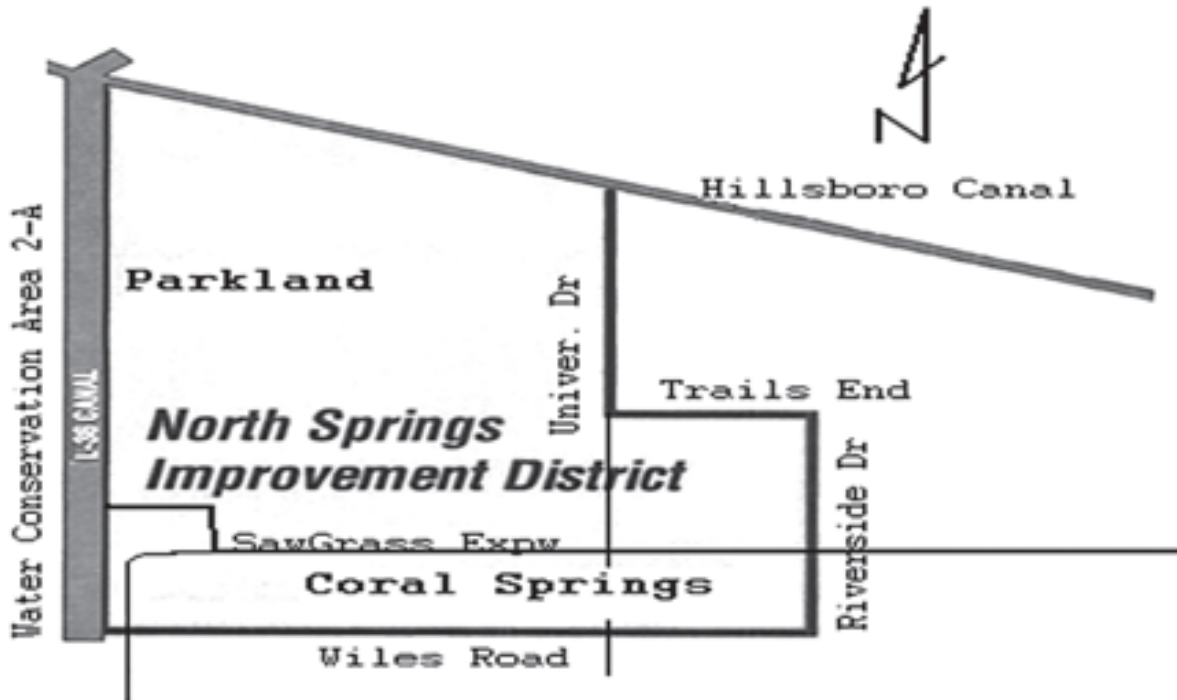

## Unregulated Contaminant Monitoring

We have been monitoring for unregulated contaminants (UCs) as part of a study to help the U.S. Environmental Protection Agency (U.S. EPA) determine their occurrence in drinking water and whether these contaminants need to be regulated. At present, no health standards (for example, maximum contaminant levels) have been established for UCs. However, we are required to publish the analytical results of our UC monitoring in our annual water quality report. If you would like more information on the U.S. EPA's Unregulated Contaminant Monitoring Rule, please call the Safe Drinking Water Hotline at (800) 426-4791.



## Where Does My Water Come From?

In 2021 1.6 billion gallons of water was distributed to the customers of NSID. The water source for the district is the Biscayne Aquifer, an underground geological formation. The Biscayne Aquifer has been a reliable source of high-quality water since the early 1920s. Water from the aquifer is withdrawn and pumped to the water treatment plant by 11 raw water wells located within the district. It is then treated by our new reverse osmosis water treatment plant that improves the taste, odor, and appearance of water by removing contaminants that cause taste and odor problems. The water is then disinfected with chlorine and ammonia for bacteria removal. Fluoride is added as an aid in preventing tooth decay.



## Test Results

Our water is monitored for many different kinds of substances on a very strict sampling schedule, and the water we deliver must meet specific health standards. Here, we only show those substances that were detected in our water (a complete list of all our analytical results is available upon request). Remember that detecting a substance does not mean the water is unsafe to drink; our goal is to keep all detects below their respective maximum allowed levels.

The state recommends monitoring for certain substances less than once per year because the concentrations of these substances do not change frequently. In these cases, the most recent sample data are included, along with the year in which the sample was taken.

PRIMARY REGULATED CONTAMINANTS							
Inorganic Contaminants							
CONTAMINANT AND UNIT OF MEASUREMENT	DATES OF SAMPLING (MO./YR.)	MCL VIOLATION (YES/NO)	LEVEL DETECTED	RANGE OF RESULTS	MCLG	MCL	LIKELY SOURCE OF CONTAMINATION
Barium (ppm)	2021	No	0.00207	NA	2	2	Discharge of drilling wastes; discharge from metal refineries; erosion of natural deposits
Fluoride (ppm)	04/20/2021	No	0.673	NA	4	4.0	Erosion of natural deposits; discharge from fertilizer and aluminum factories; water additive which promotes strong teeth when at the optimum level of 0.7 ppm
Sodium (ppm)	04/20/2021	No	12.3	NA	NA	160	Saltwater intrusion; leaching from soil
STAGE 1 DISINFECTANTS AND DISINFECTION BY-PRODUCTS							
CONTAMINANT AND UNIT OF MEASUREMENT	DATES OF SAMPLING (MO./YR.)	MCL VIOLATION (YES/NO)	LEVEL DETECTED	RANGE OF RESULTS	MRDLG	MRDL	LIKELY SOURCE OF CONTAMINATION
Chloramines (ppm)	01/2021–12/2021	No	3.52	1.1–4.0	4	4.0	Water additive used to control microbes
STAGE 2 DISINFECTANTS AND DISINFECTION BY-PRODUCTS							
CONTAMINANT AND UNIT OF MEASUREMENT	DATES OF SAMPLING (MO./YR.)	MCL VIOLATION (YES/NO)	LEVEL DETECTED	RANGE OF RESULTS	MCLG	MCL	LIKELY SOURCE OF CONTAMINATION
Haloacetic Acids (five) [HAA5]–Stage 2 (ppb)	06/22/2021	No	1.4	1.0–1.4	NA	60	By-product of drinking water disinfection
TTHM [Total trihalomethanes]–Stage 2 (ppb)	06/22/2021	No	1.4	0.81–1.4	NA	80	By-product of drinking water disinfection
Lead and Copper (Tap water samples were collected from sites throughout the community)							
CONTAMINANT AND UNIT OF MEASUREMENT	DATES OF SAMPLING (MO./YR.)	AL EXCEEDANCE (YES/NO)	90TH PERCENTILE RESULT	NO. OF SAMPLING SITES EXCEEDING THE AL	MCLG	AL (ACTION LEVEL)	LIKELY SOURCE OF CONTAMINATION
Copper [tap water] (ppm)	09/9/2021	No	0.06490	0	1.3	1.3	Corrosion of household plumbing systems; erosion of natural deposits; leaching from wood preservatives
Lead [tap water] (ppb)	09/9/2021	No	2.0	0	0	15	Corrosion of household plumbing systems; erosion of natural deposits
UNREGULATED CONTAMINANTS							
CONTAMINANT AND UNIT OF MEASUREMENT	DATES OF SAMPLING (MO./YR.)	AVERAGE RESULT	RANGE OF RESULTS	LIKELY SOURCE OF CONTAMINATION			
HAA6Br (ppb)	03/30/2019–09/17/2019	1.17	0.85–1.4	By-product of drinking water disinfection			
HAA9 (ppb)	03/30/2019–09/17/2019	11.25	10.1–13.7	By-product of drinking water disinfection			
Manganese (ppb)	03/30/2019–09/17/2019	0.35	0.31–0.38	Natural occurrence from soil leaching			

## Definitions

**90th %ile:** The levels reported for lead and copper represent the 90th percentile of the total number of sites tested. The 90th percentile is equal to or greater than 90% of our lead and copper detections.

**AL (Action Level):** The concentration of a contaminant which, if exceeded, triggers treatment or other requirements which a water system must follow.

**LRAA (Locational Running Annual Average):** The average of sample analytical results for samples taken at a particular monitoring location during the previous four calendar quarters.

**MCL (Maximum Contaminant Level):** The highest level of a contaminant that is allowed in drinking water. MCLs are set as close to the MCLGs as feasible using the best available treatment technology.

**MCLG (Maximum Contaminant Level Goal):** The level of a contaminant in drinking water below which there is no known or expected risk to health. MCLGs allow for a margin of safety.

**MRDL (Maximum Residual Disinfectant Level):** The highest level of a disinfectant allowed in drinking water. There is convincing evidence that addition of a disinfectant is necessary for control of microbial contaminants.

**MRDLG (Maximum Residual Disinfectant Level Goal):** The level of a drinking water disinfectant below which there is no known or expected risk to health. MRDLGs do not reflect the benefits of the use of disinfectants to control microbial contaminants.

**NA:** Not applicable.

**ppb (parts per billion):** One part substance per billion parts water (or micrograms per liter).

**ppm (parts per million):** One part substance per million parts water (or milligrams per liter).